

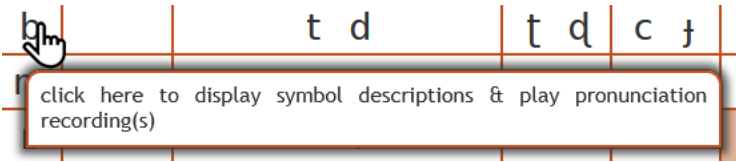
DESCRIPTION

this label appears as button name at the top of main page



[click here to deactivate the transcription field, display symbol descriptions & play pronunciation recording\(s\)](#)

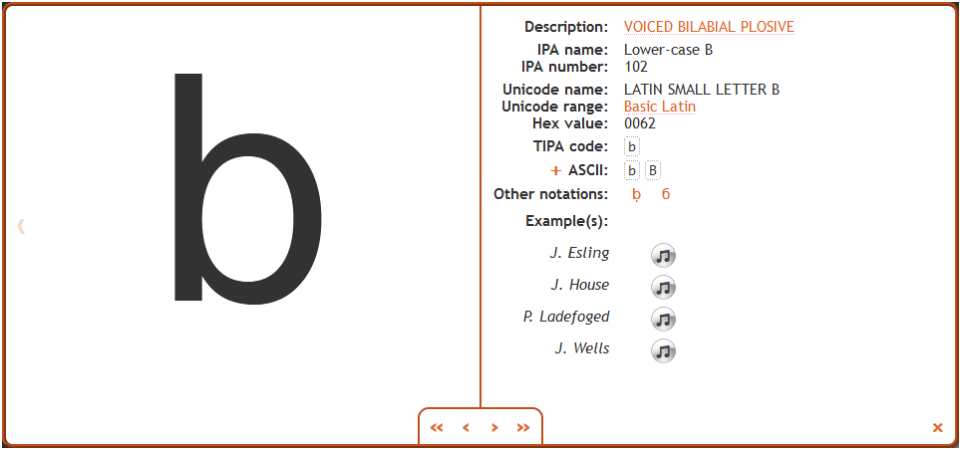
tooltip, on-mouse-over DESCRIPTION button when TRANSCRIPTION is enabled

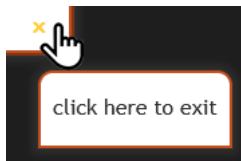


[click here to display symbol descriptions & play pronunciation recording\(s\)](#)

tooltip, on-mouse-over any symbol when DESCRIPTION is enabled

when any symbol is clicked, sound description window appears:





click here to exit

tooltip, on-mouse-over x button; bottom right in the sound description window

Description: **VOICED BILABIAL PLOSIVE**
IPA name: Lower-case B
IPA number: 102
Unicode name: LATIN SMALL LETTER B
Unicode range: **Basic Latin**
Hex value: 0062
TIPA code: **b**
+ ASCII: **b** **B**
Other notations: **ɸ** **6**

Description

this label appears in the sound description window; **refers to:** *Handbook of the International Phonetic Association*, pp. 164-184, "Appendices": "Appendix 2": "Tables 2-6": "Phonetic description"

Description: VOICED BILABIAL PLOSIVE	Unicode name: LATIN SMALL LETTER B
IPA name: Lower-case B	Unicode range: Basic Latin
IPA number: 102	Hex value: 0062
Unicode name: LATIN SMALL LETTER B	TIPA code: b
Unicode range: Basic Latin	AFL code: B
Hex value: 0062	Pronunciation:

click here to go to the {XXX} page

tooltip (part 1), on-mouse-over Description or Unicode range link in the sound description window

please include the "{XXX}" string in your translation, so that page name is inserted in the correct place

and view connected entries

tooltip (part 2a), on-mouse-over Description link in the sound description window

and view the {YYY} file

tooltip (part 2b), on-mouse-over Unicode range link in the sound description window

please include the "{YYY}" string in your translation, so that range name is inserted in the correct place

Description: **VOICED BILABIAL PLOSIVE**

IPA name: Lower-case B

IPA number: 102

Unicode name: LATIN SMALL LETTER B

Unicode range: **Basic Latin**

Hex value: 0062

TIPA code: **b**

+ ASCII: **b B**

Other notations: **ᵇ ᵑ**

Table 2

UCS codes retain original ASCII coding for roman characters in the IPA set.

Symbol	Symbol Name	Phonetic Description / Status	IPA Number	UCS Code	AFLI Code
a	Lower-case A	Open front unrounded vowel	304	0061	E25B
b	Lower-case B	Voiced bilabial plosive	102	0062	E2A3

IPA name

this label appears in the sound description window; **refers to:** *Handbook of the IPA*, pp. 164-184

"Appendices": "Appendix 2": "Tables 2-6": "Symbol Name"

Description: **VOICED BILABIAL PLOSIVE**

IPA name: Lower-case B

IPA number: 102

Unicode name: LATIN SMALL LETTER B

Unicode range: **Basic Latin**

Hex value: 0062

TIPA code: **b**

+ ASCII: **b B**

Other notations: **ᵇ ᵑ**

Table 2

UCS codes retain original ASCII coding for roman characters in the IPA set.

Symbol	Symbol Name	Phonetic Description / Status	IPA Number	UCS Code	AFLI Code
a	Lower-case A	Open front unrounded vowel	304	0061	E25B
b	Lower-case B	Voiced bilabial plosive	102	0062	E2A3

IPA number

this label appears in the sound description window; **refers to:** *Handbook of the IPA*, pp. 164-184

"Appendices": "Appendix 2": "Tables 2-6": "IPA Number"

Description: **VOICED BILABIAL PLOSIVE**

IPA name: Lower-case B

IPA number: 102

Unicode name: LATIN SMALL LETTER B

Unicode range: **Basic Latin**

Hex value: 0062

TIPA code: **b**

+ ASCII: **b B**

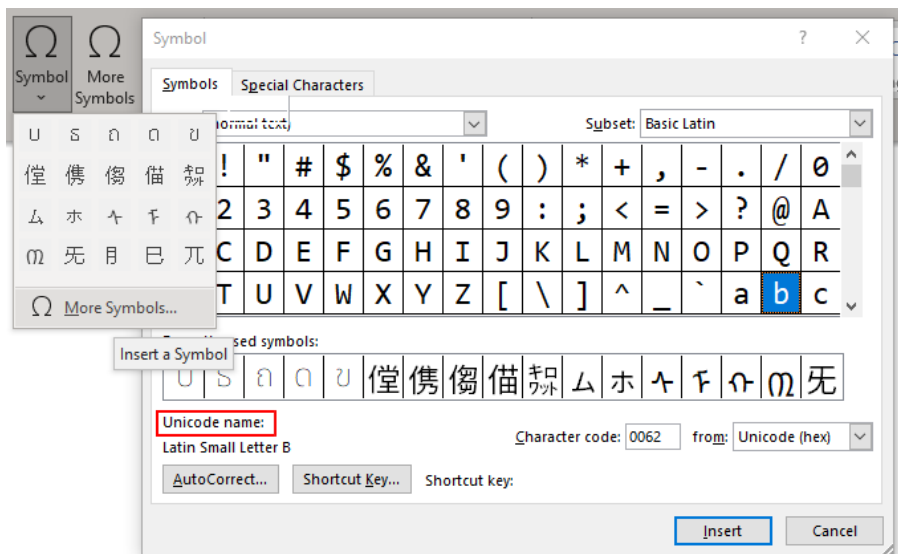
Other notations: **ᵇ ᵑ**

Lowercase Latin alphabet

0061 a **LATIN SMALL LETTER A**
0062 b **LATIN SMALL LETTER B**
0063 c **LATIN SMALL LETTER C**

Unicode name

this label appears in the sound description window; **refers to:** [Unicode Character Code Charts](#); MS Word > Insert Symbol > More Symbols > Unicode name

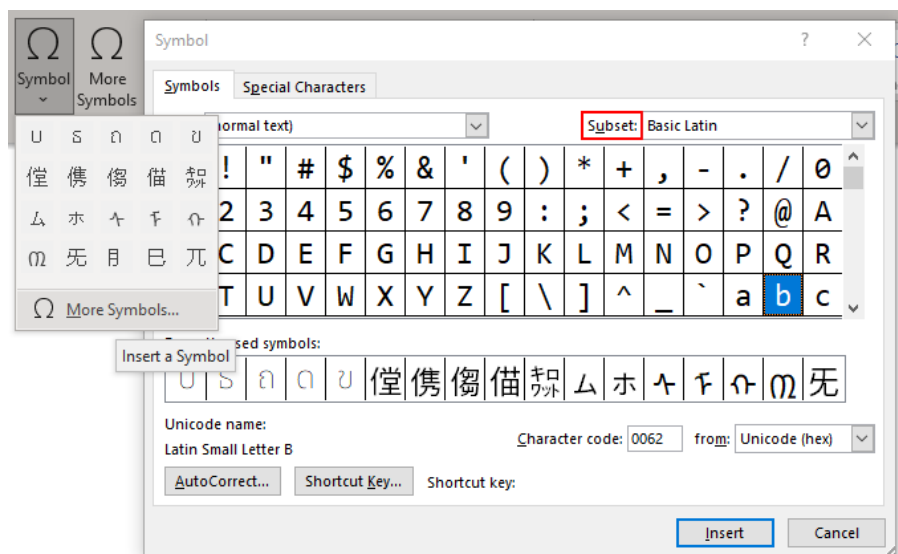


Description: **VOICED BILABIAL PLOSIVE**
 IPA name: Lower-case B
 IPA number: 102
 Unicode name: LATIN SMALL LETTER B
 Unicode range: **Basic Latin**
 Hex value: 0062
 TIPA code: **b**
 + ASCII: **b B**
 Other notations: **ɸ ʙ**

C0 Controls and Basic Latin

Range: 0000–007F

This file contains an excerpt from the character set
The Unicode Standard, Version 14.0



Unicode range

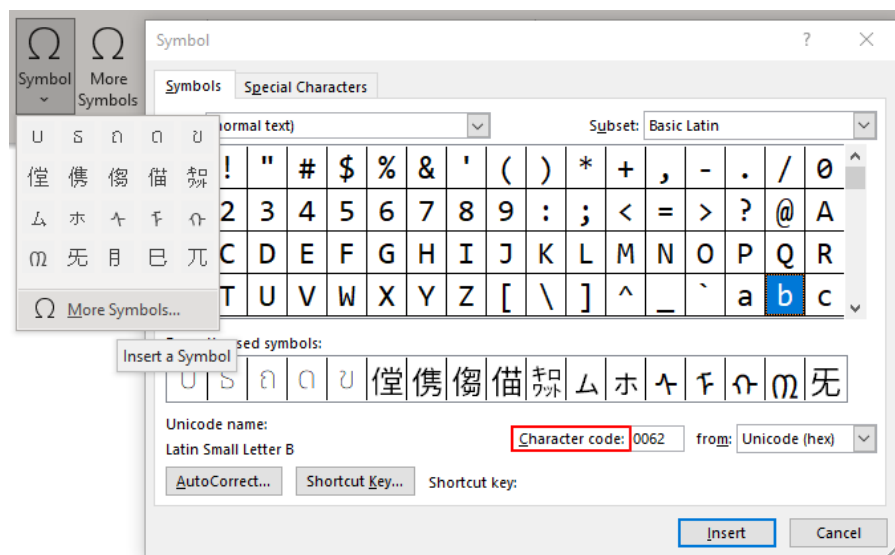
this label appears in the sound description window; refers to: [Unicode Character Code Charts](#); MS Word > Insert Symbol > More Symbols > Subset

Table 2

UCS codes retain original ASCII coding for roman characters in the IPA set.

Symbol	Symbol Name	Phonetic Description / Status	IPA Number	UCS Code	AFIG Code
a	Lower-case A	Open front unrounded vowel	304	0061	E25B
b	Lower-case B	Voiced bilabial plosive	102	0062	E2A3

Description: **VOICED BILABIAL PLOSIVE**
 IPA name: Lower-case B
 IPA number: 102
 Unicode name: LATIN SMALL LETTER B
 Unicode range: **Basic Latin**
 Hex value: 0062
 TIPA code: **b**
 + ASCII: **b B**
 Other notations: **ɸ ʙ**



Lowercase Latin alphabet
 0061 a LATIN SMALL LETTER A
 0062 b LATIN SMALL LETTER B
 0063 c LATIN SMALL LETTER C

Hex value

this label appears in the sound description window; refers to: *Handbook of the IPA*, pp. 164-184
 "Appendices": "Appendix 2": "Tables 2-6": "USC Code"

see also: MS Word > Insert Symbol > More Symbols > Character code; [Unicode Character Code Charts](#)

Description: [VOICED BILABIAL PLOSIVE](#)
IPA name: Lower-case B
IPA number: 102
Unicode name: LATIN SMALL LETTER B
Unicode range: [Basic Latin](#)
Hex value: 0062
TIPA code: b
+ ASCII: b B
Other notations: b̥ ɓ

A.1. Vowels and Consonants
Δ **Small capital delta**
Input: \textscdelta
Sources: *PSG*
b **Lower-case B** *Usage:* voiced bilabial plosive
Input: b
Sources: IPA '49–'96

TIPA code

this label appears in the sound description window; *refers to:* [TIPA Manual](#): "Appendix A": "Annotated List of TIPA Symbols": "Input"

ARPABET(1): b

ARPABET(2): B

ASCII-IPA/erkIPA: b

Branner: b

Millar & Oasa: b

PHONASCII: b

Description: [VOICED BILABIAL PLOSIVE](#)
IPA name: Lower-case B
IPA number: 102
Unicode name: LATIN SMALL LETTER B
Unicode range: [Basic Latin](#)
Hex value: 0062
TIPA code: b
— ASCII: b B
Other notations: b̥ ɓ
Example(s):

Allen, George D. (1988). "The PHONASCII system", in: *Journal of the International Phonetic Association*, 18 (1): 9-25.

[click here to view the file](#)

click here to view the file

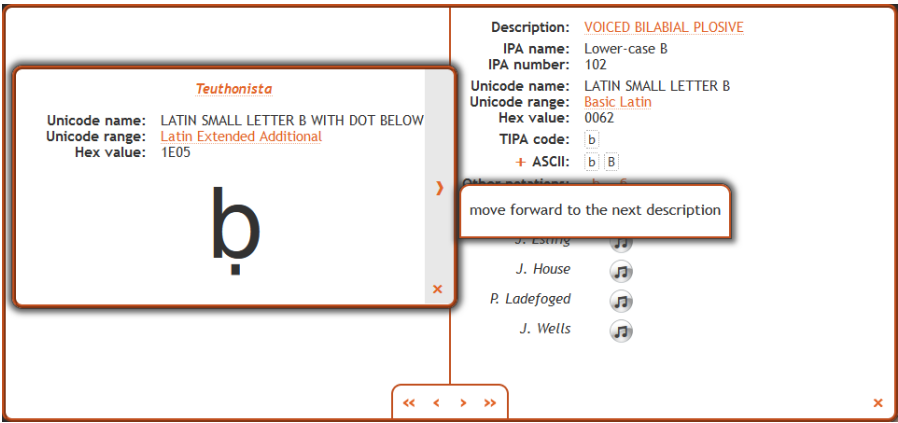
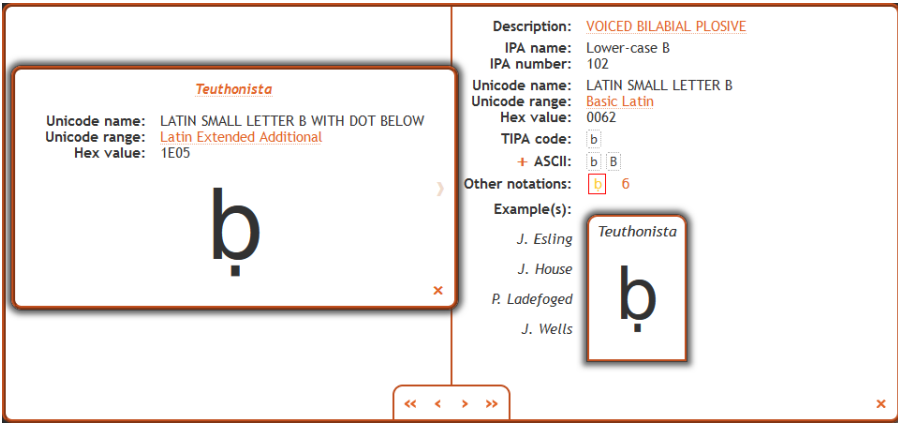
this tooltip appears in the pop-up ASCII window, on-mouse-over a publication/source link

Description: [VOICED BILABIAL PLOSIVE](#)
IPA name: Lower-case B
IPA number: 102
Unicode name: LATIN SMALL LETTER B
Unicode range: [Basic Latin](#)
Hex value: 0062
TIPA code: b
+ ASCII: b B
Other notations: b̥ ɓ

Other notations

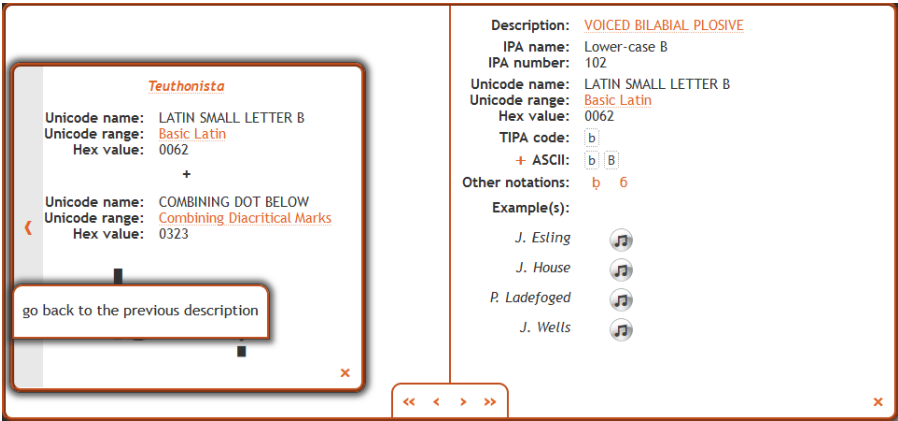
this label appears in the sound description window; refers to, e.g.: APA, AIPA, SPA, UPA, Teuthoništa, etc.

When one of the symbols listed in OTHER NOTATIONS is clicked, a new pop-up window opens with description pertaining to that symbol.



move forward to the next description

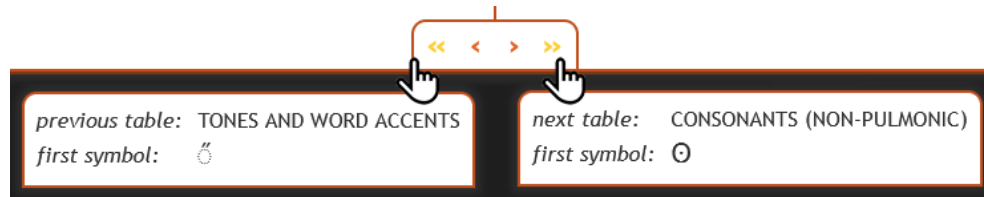
this text appears on-mouse-over the arrowhead pointing right



go back to the previous description

this text appears on-mouse-over the arrowhead pointing left

navigation buttons are located bottom-centre of the sound description window

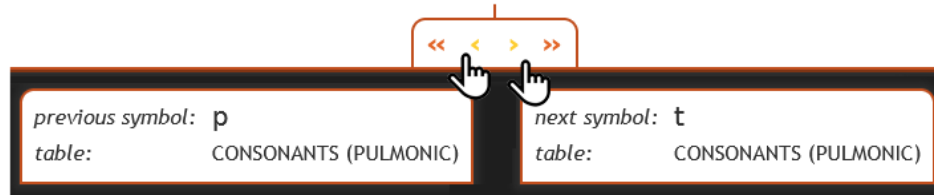


previous table

first symbol

next table

tooltip, on-mouse-over 1st/4th navigation button



previous symbol

table

next symbol

tooltip, on-mouse-over 2nd/3rd navigation button



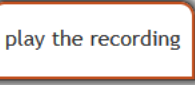
Example(s):

- J. Esling 
- J. House 
- P. Ladefoged 
- J. Wells 

Example(s)

this label appears in the sound description window; list of recordings by J. Esling, J. House, P. Ladefoged, J. Wells
please note that there may be 0, 1, or more recordings

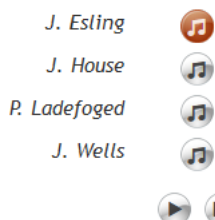
Example(s):

- J. Esling 
 - J. House 
 - P. Ladefoged 
 - J. Wells 
- 

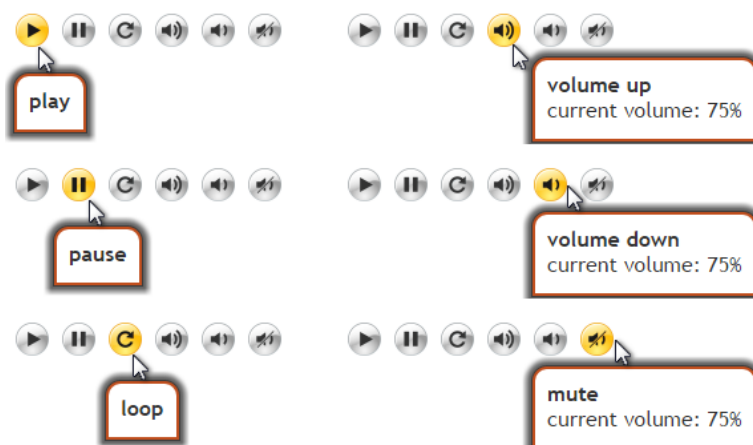
play the recording

tooltip, on-mouse-over musical notes button in the sound description window

Example(s):



when any such button is clicked, the audio player controls appear



play

playing

volume up

current volume

tooltip, on-mouse-over 1st button in the audio player

tooltip, on-mouse-over 4th button in the audio player

pause

paused

volume down

tooltip, on-mouse-over 2nd button in the audio player

tooltip, on-mouse-over 5th button in the audio player

loop

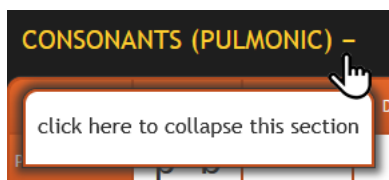
looped

mute

muted

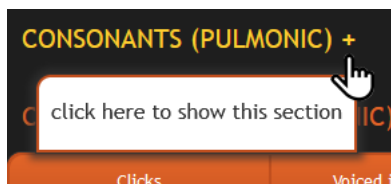
tooltip, on-mouse-over 3rd button in the audio player

tooltip, on-mouse-over 6th button in the audio player



click here to collapse this section

tooltip, on-mouse-over any section header when section is visible



[click here to show this section](#)

tooltip, on-mouse-over any section header when section is hidden

IPA Chart revised to 2015/2005 «» Webpage [acknowledgments](#) and interactive IPA chart [copyright](#)

[IPA Chart revised to](#)

[LG version \[YYYY\]](#)

main page, bottom left

used in the PDF document

these phrases are the 2025 additions to the interactive and/or PDF chart formats; if you haven't provided these terms in the main PDF forms file ("IPA_meta_orig.pdf") or via e-mail, please do so here

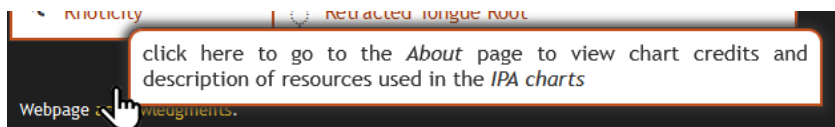
IPA Chart revised to 2015/2005 «» Webpage [acknowledgments](#) and interactive IPA chart [copyright](#)

[Webpage {acknowledgments}](#)

[and interactive IPA chart {copyright}](#)

main page, bottom right

please include the "{" and "}" in your translation, so that it is clear which word corresponds to "acknowledgments"/"copyright"



[click here to go to the \[About\] page to view chart credits and description of resources used in the \[IPA charts\]](#)

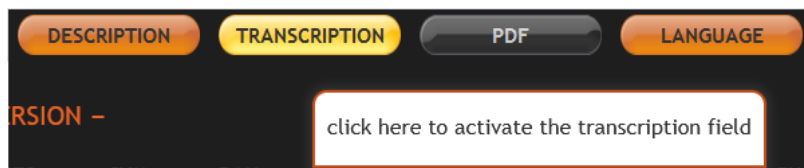
tooltip, main page, bottom left, on-mouse-over acknowledgments link

please include the "[" and "]" strings in your translation, so that it is clear which words correspond to the italicised text



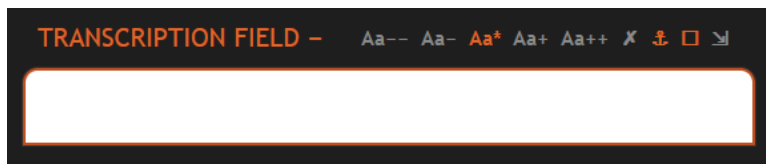
[TRANSCRIPTION](#)

this label appears as the button name at the top of main page



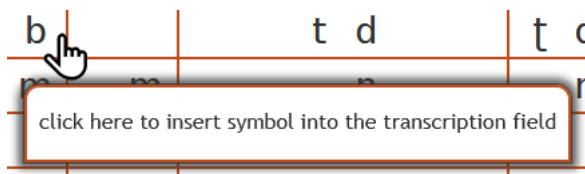
click here to activate the transcription field

tooltip, on-mouse-over TRANSCRIPTION button when DESCRIPTION is enabled



TRANSCRIPTION FIELD

this label appears as the section name when the TRANSCRIPTION button is clicked



click here to insert symbol into the transcription field

tooltip, on-mouse-over any symbol when TRANSCRIPTION is enabled

use CTRL+C to copy this symbol to clipboard

(TBA to the previous tooltip) on-mouse-over any symbol when TRANSCRIPTION is enabled



default font size

tooltip, on-mouse-over one of the five font buttons; upper right of transcription field when TRANSCRIPTION is enabled

current font size

tooltip, on-mouse-over one of the five font buttons

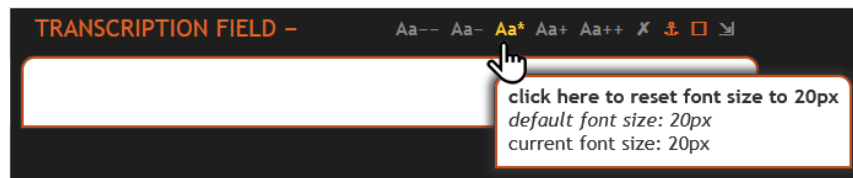
[click here to decrease font size by 10px](#)

tooltip, on-mouse-over Aa-- button



[click here to decrease font size by 1px](#)

tooltip, on-mouse-over Aa- button



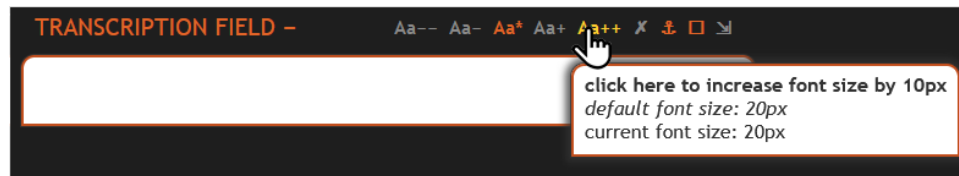
[click here to reset font size to 20px](#)

tooltip, on-mouse-over Aa* button



[click here to increase font size by 1px](#)

tooltip, on-mouse-over Aa+ button



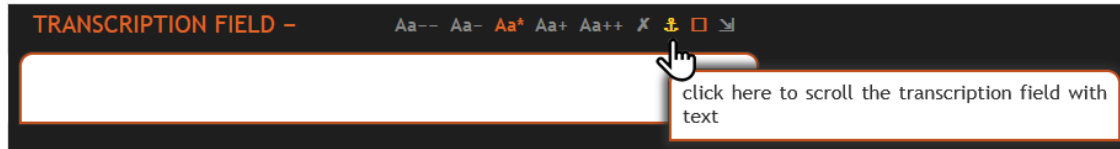
[click here to increase font size by 10px](#)

tooltip, on-mouse-over Aa++ button



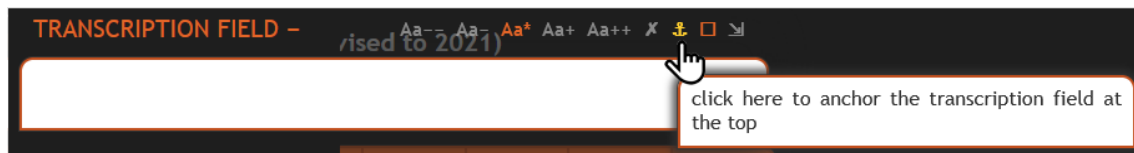
[click here to clear the transcription field](#)

tooltip, on-mouse-over x button



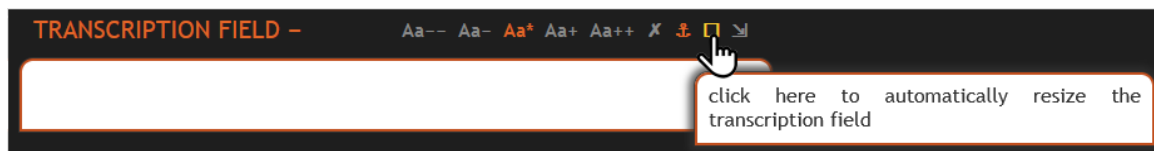
[click here to scroll the transcription field with text](#)

tooltip, on-mouse-over anchor button (when the button is selected)



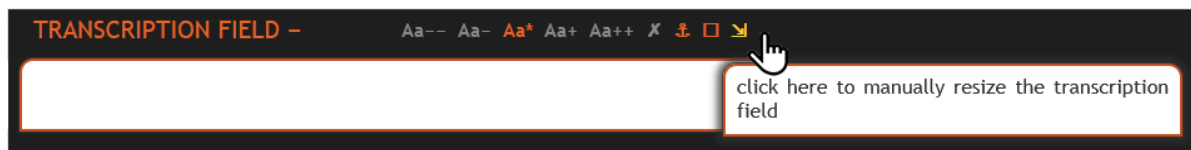
[click here to anchor the transcription field at the top](#)

tooltip, on-mouse-over anchor button (when the button is not selected)



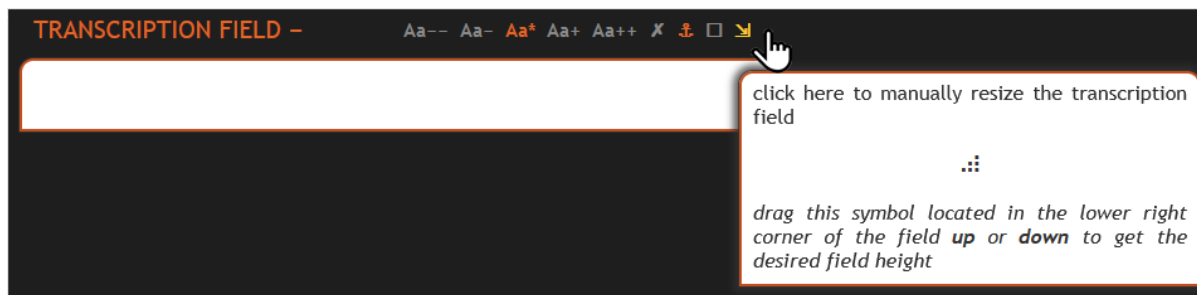
[click here to automatically resize the transcription field](#)

tooltip, on-mouse-over square button



[click here to manually resize the transcription field](#)

tooltip, on-mouse-over arrow downwards right button (when the button is not selected)



click here to show scroll bar and set size of the transcription field to default height (1 line)

tooltip (part 1), on-mouse-over arrow downwards right button (when the button is selected)

drag this symbol located in the lower right corner of the field {up} or {down} to get the desired field height

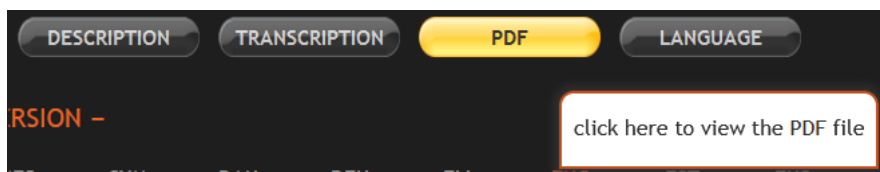
tooltip (part 2), on-mouse-over arrow downwards right button (when the button is selected)

please include the "{" and "}" strings in your translation, so that it is clear which words are equivalents of "up" and "down"



PDF

this label appears as the button name at the top of main page



click here to view the PDF file

this tooltip appears on-mouse-over the PDF button



LANGUAGE

this label appears as the button name at the top of main page

DESCRIPTION

TRANSCRIPTION

PDF

LANGUAGE

THE INTERNATIONAL PHONETIC ALPHABET (rev

click here to show language selection and change chart language version

[click here to show language selection and change chart language version](#)

tooltip, on-mouse-over LANGUAGE when CHART LANGUAGE VERSION field is hidden

DESCRIPTION

TRANSCRIPTION

PDF

LANGUAGE

CHART LANGUAGE VERSION –

click here to hide language selection

ARA	CAT	CES	CYM	DAN	DEU	ELL	ENG	EST	EUS	FAS	FRA
GLG	HEB	ICE	JPN	KOR	MON	NLD	NOR-NB	POL	POR-BR	POR-EU	SLK
SPA	SWE	THA	TUR	VIE	ZHO						

[click here to hide language selection](#)

tooltip, on-mouse-over LANGUAGE when CHART LANGUAGE VERSION field is visible

CHART LANGUAGE VERSION –

ARA	CAT	CES	CYM	DAN	DEU	ELL	ENG	EST	EUS	FAS	FRA
GLG	HEB	ICE	JPN	KOR	MON	NLD	NOR-NB	POL	POR-BR	POR-EU	SLK
SPA	SWE	THA	TUR	VIE	ZHO						

CHART LANGUAGE VERSION

this label appears as the section name when the LANGUAGE button is clicked

please note that while there are currently c. 30 language versions other than English, we hope that this list will grow over time; with that in mind, c. 100 language names are currently in the database; these names have been 'translated' following Google Translate and Wikidata language lists – all we are asking is that you proofread the list we have prepared for your language and send back **only those entries that require correction**

this pdf forms file is accompanied by 2 txt files:

1. [LG NAME]_lg_list.txt
2. [LG NAME]_uni_list.txt

the latter contains names of all Unicode ranges that appear in symbol descriptions (e.g. “Basic Latin”, “Latin Extended Additional”); where possible, translations are already provided (based on Word and other text editors) for you to verify, otherwise the English expression needs to be rendered into your lg if you’re familiar with the terminology involved.

CHART LANGUAGE VERSION –

ARA	CAT	CYM	DAN	DEU	ELL	ENG	EST	EUS	FAS	FRA	HEB
ITA	JPN	KOR	MON	NLD	POL	POR-BR	POR-EU	SPA	SWE	THA	TUR
VIE	ZHO										

Português brasileiro / Brazilian Portuguese

translated by

Prof. Plínio A. Barbosa

THE INTERNATIONAL PHONETIC ALPHABET (revised to 2011)

CONSONANTS (PULMONIC) –

CHART LANGUAGE VERSION –

ARA	CAT	CYM	DAN	DEU	ELL	ENG	EST	EUS	FAS	FRA	HEB
ITA	JPN						POR-BR	POR-EU	SPA	SWE	THA
VIE	ZHO										TUR

Cymraeg / Welsh

translated by

Dr Laura Arman et al.

Dr Tegau Andrews, Dr Laura Arman, Dr Gwen Awbery, Dr Sarah Cooper, Dr Jonathan Morris, Delyth Prys, Gruffudd Prys, Dr Iwan Rees, Dr Peredur Webb-Davies

THE INTERNATIONAL PHONETIC ALPHABET (revised to 2021)

CONSONANTS (PULMONIC) –

CHART LANGUAGE VERSION –

ARA	CAT	CYM	DAN	DEU	ELL	ENG	EST	EUS	FAS	FRA	HEB
ITA	JPN						POR-BR	POR-EU			
VIE	ZHO										

français / French

translated by

IPA French Chart Committee

Cecile Fougeron, Alexis Michaud, Kenneth S. Olson, Caroline Smith, Jacqueline Vassière

THE INTERNATIONAL PHONETIC ALPHABET (revised to 2011)

CONSONANTS (PULMONIC) –

CHART LANGUAGE VERSION –

ARA	CAT	CYM	DAN	DEU	ELL	ENG	EST	EUS	FAS	FRA	HEB
ITA	JPN	KOR	MON	NLD	POL	POR-BR	POR-EU	SPA			
VIE	ZHO										

فارسی / Persian

translated by


Dr Golnaz Modarresi Ghavami & Zahra Khalaji

THE INTERNATIONAL PHONETIC ALPHABET (revised to 2011)

CONSONANTS (PULMONIC) –

translated by OR translation

tooltip, on-mouse-over any language name when CHART LANGUAGE VERSION field is visible; please provide an equivalent that can be fitted into all contexts shown above

M Voiceless labial-velar fricative	ɕ ʑ Alveolo-palatal fricatives
W Voiced labial-velar approximant	ɺ Voiced alveolar lateral flap
ɥ Voiced labial-palatal approximant	ɥ̥ Simultaneous ɥ and x
H Voiceless epiglottal fricative	Affricates and double articulations can be represented by two symbols joined by a tie bar if necessary:
ħ Voiced epiglottal fricative	
ʕ Epiglottal plosive	
	 Tie bar (below/above)

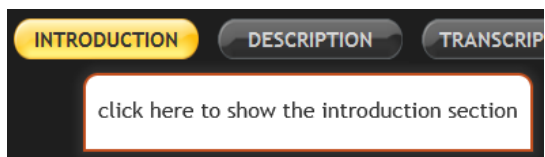
Tie bar (below/above)

this label appears in the OTHER SYMBOLS table, following the sentence “Affricates and double articulations can be represented by two symbols joined by a tie bar if necessary”.



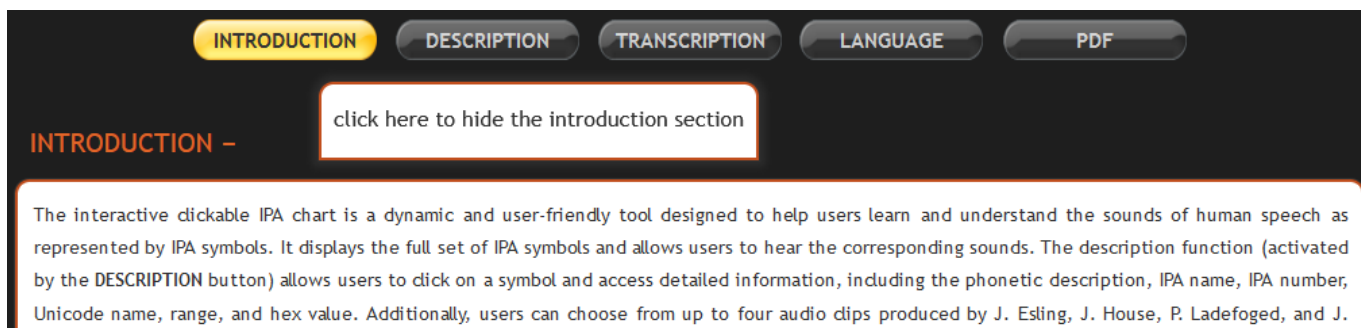
INTRODUCTION

this label appears as the button name at the top of main page



click here to show the introduction section

tooltip, on-mouse-over INTRODUCTION button when INTRODUCTION field is hidden



click here to hide the introduction section

tooltip, on-mouse-over INTRODUCTION button when INTRODUCTION field is visible